



**FENCE/SATELLITE REQUEST**

Name \_\_\_\_\_

Address \_\_\_\_\_

Phone \_\_\_\_\_ Alt Phone \_\_\_\_\_

Circle one:    *Fence*                      *Satellite*                      *Both*

**Fence/Satellite Requirements**

**FENCES:**






- All fences must be chain link.
- All fences must be adequately stretched with poles straight and vertical. There must be a top rail, pole caps, and there must be a tension cable on the bottom.
- Fences cannot be higher than six (6) feet.
- Please complete diagram on page two (2) of this form.

**SATELLITES:**

- Satellite dishes must be located behind or to the side of the housing unit on a free standing pole (no tripods).
- Satellite dishes will not be attached to any housing structures such as homes, garages, utility poles, fences, or trees.
- Any lines/cables from the satellite dish to the house must be underground.
- When you move out, the satellite dish will need to be removed, but please leave the pole in the ground.

**Fence/Satellite Approval Information**

**KNOW THE COLORS**

-  **RED**  
Electric Power Lines, Cables, Conduit and Lighting Cables
-  **YELLOW**  
Gas, Oil, Steam, Petroleum or Gaseous Materials
-  **ORANGE**  
Communication, Alarm or Signal Lines, Cables or Conduit
-  **BLUE**  
Potable Water
-  **GREEN**  
Sewers and Drain Lines

The resident must contact LA One Call @ 1-800-272-3020 or 811. You may also submit your LA One Call request at [www.laonecall.com](http://www.laonecall.com). Once you submit your request, please indicate the WO# \_\_\_\_\_ then bring this form to our office.

Resident is free to install fence/satellite once LA One Call and our contractors complete their markings.

**I accept responsibility for LA One Call notifications and marking before fence/satellite installation. I also accept responsibility for fence/satellite maintenance, repair, and removal as required.**

Image courtesy of LA One Call  
[www.laonecall.com](http://www.laonecall.com)

Resident \_\_\_\_\_ Date \_\_\_\_\_

Hunt Representative: \_\_\_\_\_ Date \_\_\_\_\_

## FENCE LAYOUT SHEET

Please indicate house, backyard, sidewalks and street. Include dimensions of fence and distances from structures.

A large grid for drawing a fence layout. The grid consists of 20 columns and 30 rows of squares. The grid is intended for users to draw their property boundaries, including the house, backyard, sidewalks, and street, and to indicate the dimensions of the fence and distances from structures.