



All that counts.

Statements can be confusing!
We put together this helpful guide to make reading your statement
as easy as possible.

Top portion will be a coupon for payment due or a check for rebate statement



Dear Resident: No payment is due at this time. A Payment is due only when your balance exceeds \$ 25.00

SFC. JOHN DOE
8920 TRENTON AVE #B
CITY, ST ZIP

Account Number: 0074-000291-00

Billing Date 04/26/2009
Balance Due \$0.00
Payment Due Date 05/11/2009
Amount Due If Late \$0.00

Amount Enclosed **Do not pay**

Amount due accrues until trigger amount is reached.



Minol Electricity & Gas Statement

Your New Statement

Last Month Previous Balance	\$0.00
Payments	\$0.00
Previous Balance Forward	\$0.00
This Month - Billing Date 04/26/2009	
Current Charges	\$-17.30
Adjustments & Fees	\$0.00
Total New Charges This Month	\$-17.30
New Balance	\$-17.30

Statement activity since last billing cycle



Current Charges

Charge Description	Beg Read	End Read	Your Usage	Base Line	Net Usage	Grace Zone	Billable Use	Rate	Amount
Electricity Per kWh	29,465	29,888	423	653.52	-229.52	-65.25	-229.52	0.042180	\$-9.68
Total ELECTRICITY charges									\$-9.68
GAS Service From 3/17/09 to 4/15/09									
Charge Description	Beg Read	End Read	Your Usage	Base Line	Net Usage	Grace Zone	Billable Use	Rate	Amount
Gas	3,480	3,532	56.45	64.17	-7.72	-6.42	-7.72	0.986550	\$-7.62
Total GAS charges									\$-7.62

Current Charge Detail - note service dates



For Customer Service Call: 1-888-636-0493
(Mon - Fri 7am - 7pm CST)

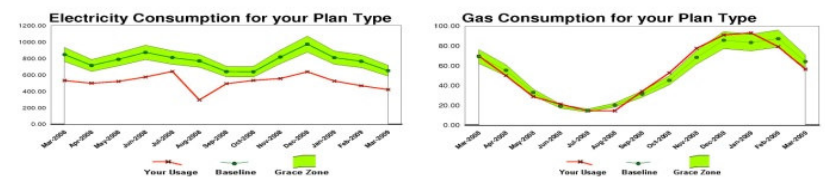
Access your account and pay your bill on-line at www.minolusa.com

Total New Charges This Month **\$-17.30**

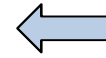
Current Month Comparison



MESSAGES:



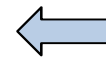
13 Months of Graphical Data



Your Electricity and Gas consumption summary -

Description	Mar-08	Apr-08	May-08	Jun-08	Jul-08	Aug-08	Sep-08	Oct-08	Nov-08	Dec-08	Jan-09	Feb-09	Mar-09
NET EL Usage	-316.19	-215.38	-269.09	-299.66	-168.27	-474.52	-146.64	-104.99	-262.30	-336.30	-284.02	-297.30	-229.52
EL Grace Zone	42.46	35.82	39.55	43.78	40.61	39.58	32.08	31.95	40.96	48.76	40.55	38.36	-65.25
Billable EL Use	-316.19	-215.38	-269.09	-299.66	-168.27	-474.52	-146.64	-104.99	-262.30	-336.30	-284.02	-297.30	-229.52
Your EL Charge	\$-13.69	\$-9.32	\$-11.65	\$-12.97	\$-7.28	\$-20.54	\$-6.35	\$-4.54	\$-11.35	\$-14.19	\$-11.98	\$-12.54	\$-9.68
NET GAS Usage	0.62	-5.32	-4.26	2.26	-0.26	-5.70	2.83	7.56	9.23	5.30	9.73	-8.01	-7.72
GAS Grace Zone	-3.46	2.77	1.65	0.95	0.74	1.01	1.57	2.26	3.42	4.29	4.17	4.36	-6.42
Billable GAS Use	0.00	-5.32	-4.26	2.26	-0.26	-5.70	2.83	7.56	9.23	5.30	9.73	-8.01	-7.72
Your GAS Charge	\$0.00	\$-5.25	\$-4.20	\$2.23	\$-0.26	\$-5.63	\$2.79	\$7.46	\$9.11	\$5.23	\$9.59	\$-7.90	\$-7.62
Your Charge*	\$-13.69	\$-14.57	\$-15.85	\$-10.74	\$-7.54	\$-26.17	\$-3.56	\$2.92	\$-2.24	\$-8.96	\$-2.39	\$-20.44	\$-17.30

13 Months of Historic Data



* Your Charge= Your EL Charge + Your GAS Charge