



FENCE AND SATELLITE DISH GUIDELINES

Yard markings are required before any digging takes place in your yard! To obtain yard markings, please complete and submit "Fence/Satellite Request" form, including the call to LA One Call. We require the Work Order number from LA One Call before we will schedule our vendors to complete the remaining markings. This takes approximately *two to three business days*. We will cover the cost of your first set of yard markings; should you require additional yard markings during your residency, we will notify you of the cost prior to scheduling. This fee is due at the time of requesting yard markings.

Fences must be chain link, and cannot be higher than six (6) feet. All fences must be adequately stretched with poles straight and vertical. All fences must have a top rail and pole caps; and there must be a tension cable on the bottom. You are required to remove your fence at move out unless the inbound resident has agreed, in writing, to assume responsibility of your fence. We require this written agreement at or by move out.

Satellite dishes must be installed on a free-standing pole (no tripods) behind or to the side of the home. Satellite dishes are not allowed to be attached to any housing structures such as homes, garages, utility poles, fences or trees. All cables/lines must be **underground** to prevent accidental splicing during landscaping work. When you move out, please remove the dish from the pole; the pole is allowed to remain in the ground for use by the next resident.



FENCE/SATELLITE REQUEST

Name _____

Address _____

Phone _____ Alt Phone _____

Circle one: *Fence* *Satellite* *Both*

Fence/Satellite Requirements

FENCES:






- All fences must be chain link.
- All fences must be adequately stretched with poles straight and vertical. There must be a top rail, pole caps, and there must be a tension cable on the bottom.
- Fences cannot be higher than six (6) feet.
- Please complete diagram on page two (2) of this form.

SATELLITES:

- Satellite dishes must be located behind or to the side of the housing unit on a free standing pole (no tripods).
- Satellite dishes will not be attached to any housing structures such as homes, garages, utility poles, fences, or trees.
- Any lines/cables from the satellite dish to the house must be underground.
- When you move out, the satellite dish will need to be removed, but please leave the pole in the ground.

Fence/Satellite Approval Information

KNOW THE COLORS

-  **RED**
Electric Power Lines, Cables, Conduit and Lighting Cables
-  **YELLOW**
Gas, Oil, Steam, Petroleum or Gaseous Materials
-  **ORANGE**
Communication, Alarm or Signal Lines, Cables or Conduit
-  **BLUE**
Potable Water
-  **GREEN**
Sewers and Drain Lines

The resident must contact LA One Call @ 1-800-272-3020 or 811. You may also submit your LA One Call request at www.laonecall.com. Once you submit your request, please indicate the WO# _____ then bring this form to our office.

Resident is free to install fence/satellite once LA One Call and our contractors complete their markings.

I accept responsibility for LA One Call notifications and marking before fence/satellite installation. I also accept responsibility for fence/satellite maintenance, repair, and removal as required.

Image courtesy of LA One Call
www.laonecall.com

Resident _____ Date _____

Hunt Representative: _____ Date _____

FENCE LAYOUT SHEET

Please indicate house, backyard, sidewalks and street. Include dimensions of fence and distances from structures.

A large grid of 20 columns and 30 rows, intended for drawing a fence layout. The grid is empty and occupies the majority of the page below the instructions.